

GuideStone Funds Medium-Dur Bd Instl (GMDYX)

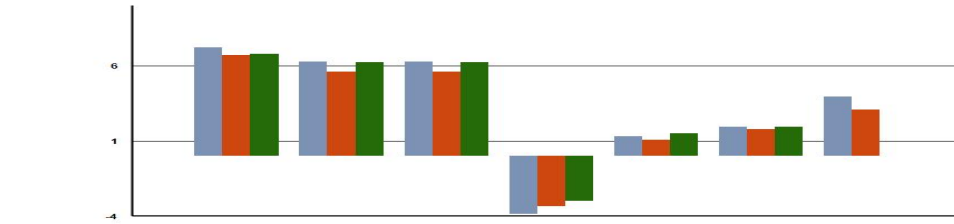
74

As of: 12/31/2023

Fund Objective

The investment seeks maximum total return consistent with preservation of capital. The fund invests mainly (at least, and typically more than, 80% of its net assets, plus borrowings for investment purposes, if any) in investment grade fixed-income instruments. The fund's portfolio is diversified among a large number of companies across different industries and economic sectors. It may hold up to 30% of its assets in obligations denominated in currencies other than the U.S. dollar and may invest beyond this limit when considering U.S. dollar-denominated securities of foreign issuers.

Annualized Total Returns



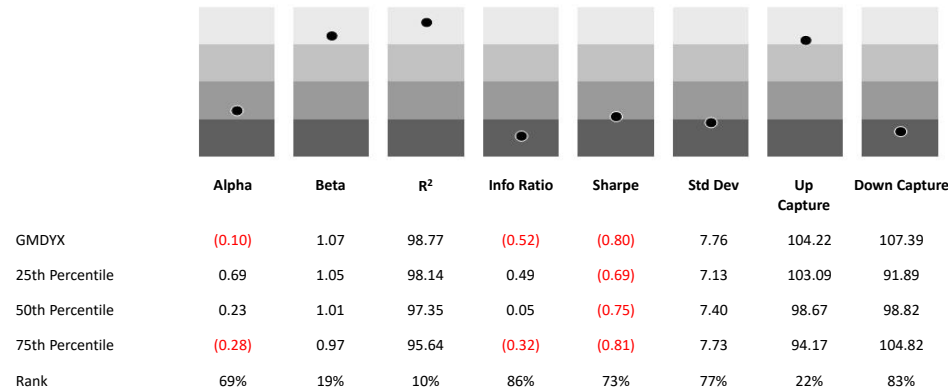
	QTR	YTD	1 YEAR	3 YEAR	5 YEAR	10 YEAR	SINCE INCEPTION
GMDYX	7.22	6.28	6.28	(3.85)	1.28	1.93	3.94
Calculation Index	6.69	5.59	5.59	(3.36)	1.06	1.77	3.08
Category Average	6.77	6.22	6.22	(2.99)	1.48	1.93	-
Rank in Category	30%	46%	46%	75%	59%	50%	-
Category Size	648	632	632	568	536	375	-

Performance data quoted represents past performance. Past performance does not guarantee future results. Investment return and principal value will fluctuate so that an investor's shares, when redeemed, may be worth more or less than their original cost. Current performance may be lower or higher than the performance quoted. To obtain current month-end performance information, please contact your plan advisor.

Calendar Year Return (%)

	2019	2020	2021	2022	2023
GMDYX	9.81	9.20	(2.07)	(14.61)	6.28
Calculation Index	8.68	7.42	(1.67)	(13.06)	5.59
Category Average	8.94	8.06	(0.67)	(13.27)	6.22
Rank in Category	32%	28%	91%	72%	46%
Category Size	613	602	605	621	632

3 Year Risk Quartile Charts



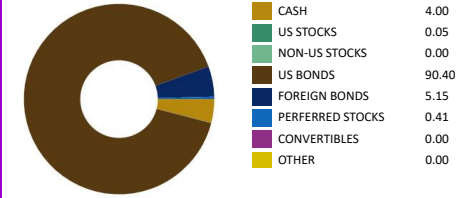
Portfolio Data

Universe	Open-Ended
Peer Group	Intermediate Core-Plus Bond
Investment Vehicle ID	FOUSA0592A
Strategy Inception	08-27-2001
Share Class Inception	08-27-2001
Calculation Index	iShares Core US Aggregate Bond ETF
Manager Structure	Team
Lead Manager	Team
Manager Tenure	18
Strategy Assets	\$2.46b
Share Class Assets	\$2.07b / 84.17%
Avg Market Cap	-
Closed New Inv	-
Closed All Inv	-
Min Investment	\$1,000,000
Turnover	366%
P/E	0.00
P.B.	0.00

Expense Data

Prospectus Net / Gross	0.40% / 0.40%
Cat Avg Exp Ratio Net / Gross	1.04% / 1.87%
Expense Rank Net / Gross	13% / 9%
12b-1 Fees	0.00%
Waiver Amount	-
Waiver Exp Date	-

Asset Allocation (%)



Credit Weighting

	GMDYX	Category Average
% AAA	-	36.87
% AA	-	20.47
% A	-	11.51
% BBB	-	18.91
% BB	-	4.98
% B	-	2.39
% Below B	-	1.03
% Not Rated	-	3.86

Top Ten Holding (%)

Federal National Mortgage Association 3%	2.41
Federal National Mortgage Association 4%	2.30
Federal National Mortgage Association 5%	3.04
% Assets in Top 10	7.75